

Online Teaching & Learning Experience

AP. Dr. Juhana Jaafar

School of Chemical and Energy Engineering

Faculty of Engineering

UNIVERSITI TEKNOLOGI MALAYSIA



My Online T&L Framework

Background of study

- Information related to online T&L

- OLC UTM
- Internet
- peers

Problem Statement

- Emergency – MCO
- Limited internet access

- Survey
- Preliminary Testing

Objective

- To make sure the students will not missed their class
- To make sure everyone will get fair information

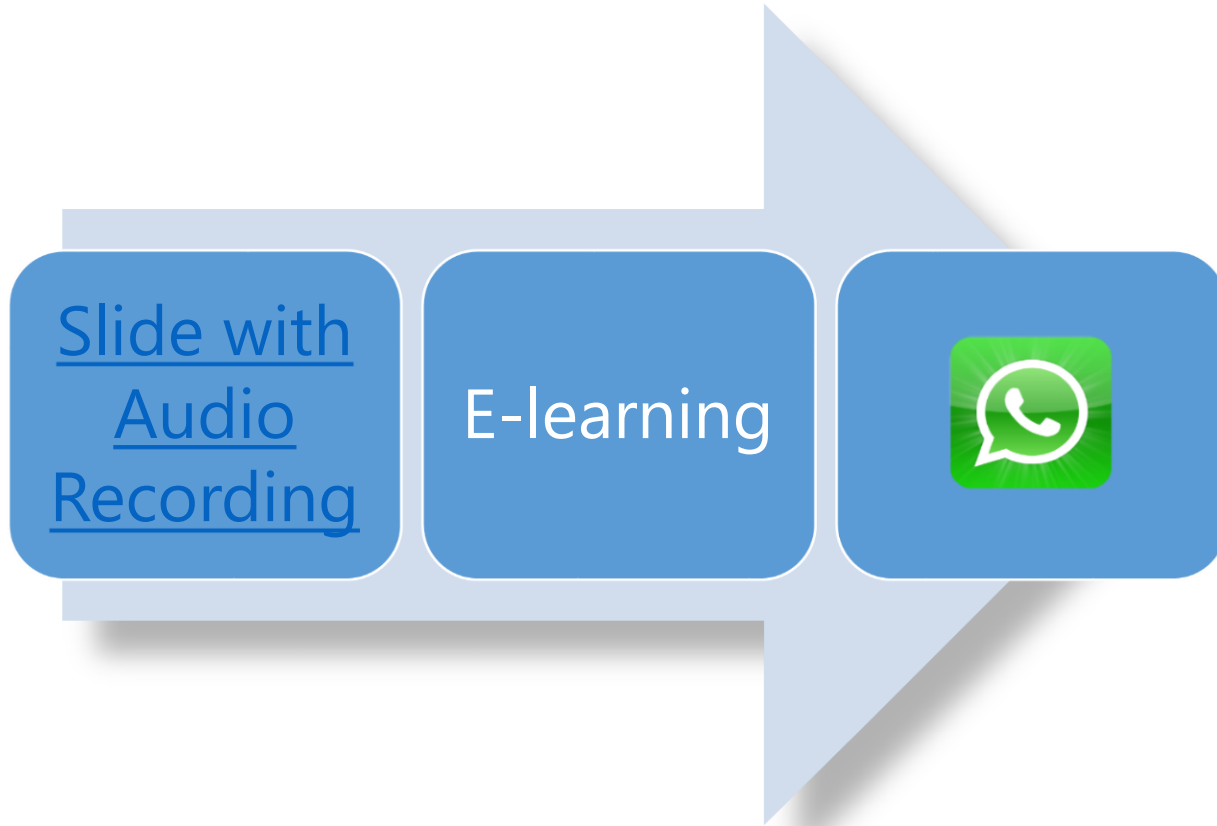
Method

- Slide with audio recording
- E-learning
- WhatsApp

Results and Conclusion

- Pros and Cons

My Online T&L Method



Why?

- the most employed apps by students
- very low internet demand
- simple yet fast online communication medium
- Friendly-user for revision purpose- no need to login

As Easy As 123

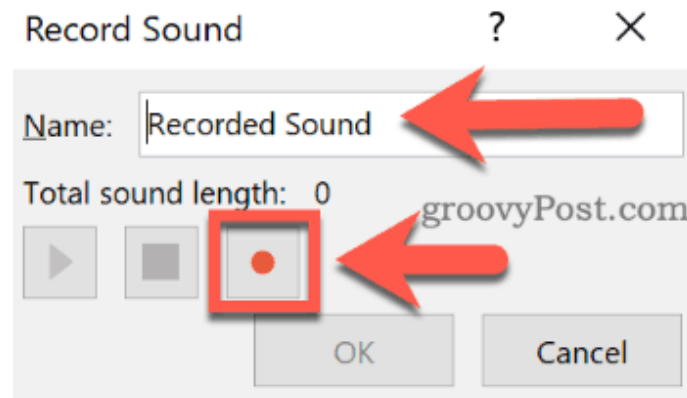
How to record audio into your slide:

Step 1: Go to INSERT

Step 2: Go to  AUDIO and choose RECORD AUDIO

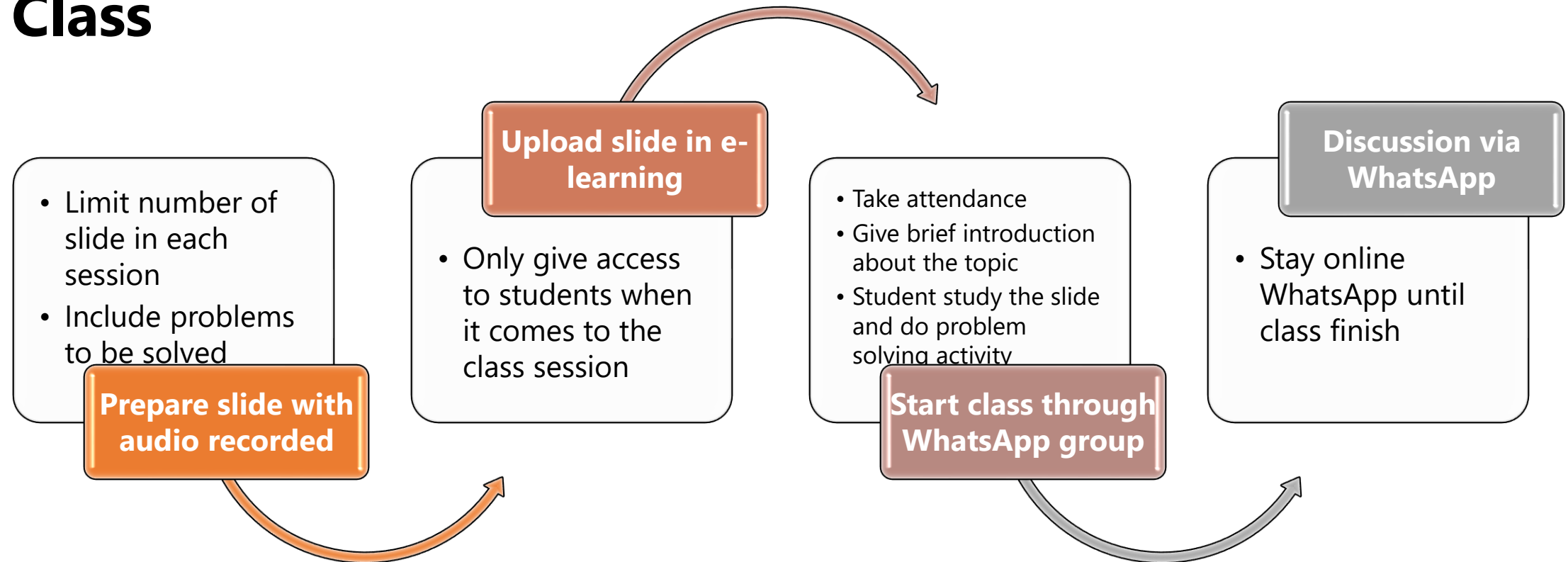
Step 3: Start to record your voice

**Tips:* Please make sure your file saved type will support your recorded audio. Otherwise, you will lose your recording which will turn into image. For example, save as pptx if the former file was in ppt and vice versa.



My Online T&L Process

Class



My Online T&L Process

Assignment

Upload assignment in the e-learning

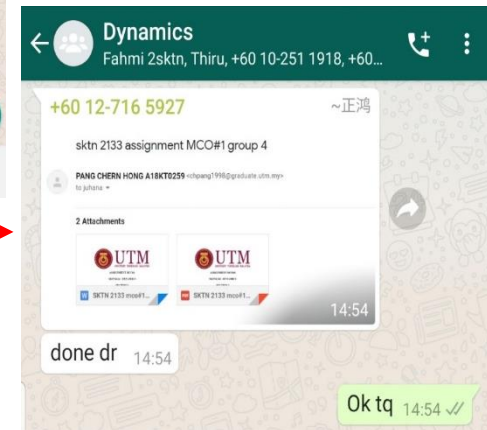
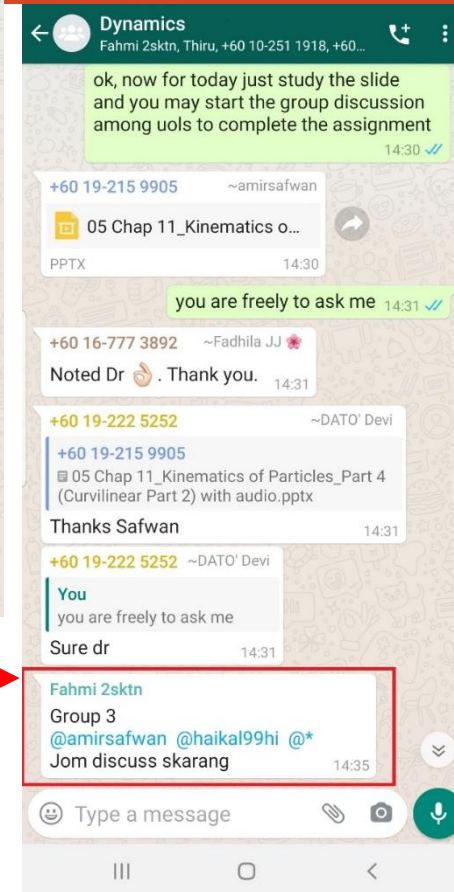
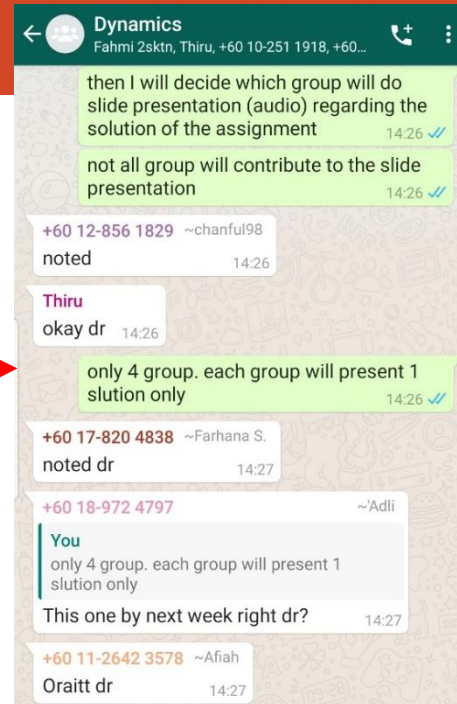
Give briefing through WhatsApp
The assignment will only visible to student for downloading during class session
Student download the assignment

Discussion among the group

• Through any kind of medium

Each group prepare solution in slide with audio recording

• Share in WhatsApp group
• Discussion



My Online T&L Process

Assessment (Test)

Upload Question in e-learning
**Only visible to students when the Test is started*

Students are given 15 min to download and fill in their details

Shorten duration time up to 30 min

Students submit the solution in any kind of format (image, wordfile, scan etc) to my email within 5 min

Based on [TRUST](#)

Test 2 (Test at Home Initiative)

(SKAB 3243 – Semester 2 Session 2019/2020)

INTEGRITY DECLARATION FORM

For all students

I, _____ with the UTM ID number: _____
(write your name) (Write your UTM ID number)

hereby swear and declare that, I will do Test 2 on my own without any discussion and consultation with anyone, except that I will refer only to my notes and textbooks as allowed by my instructors. I also agree that, if I was caught cheating (copying, discussing or consulting with others) about this test, I may be given an F grade for this course.

As a UTM Student, I pledge to uphold my integrity, not only in answering exam questions, but also in any endeavour that I will encounter in my future career and in my whole life for as long as I live.

Signature: _____

Name: _____

Date: _____

Additional for Muslim students.: Must read and sign below:

Al-Baqarah Ayat 110: **إِنَّ اللَّهَ بِمَا تَعْمَلُونَ بَصِيرٌ ﴿١١٠﴾**

Sesungguhnya Allah sentiasa Melihat segala yang kamu kerjakan.

Surah An- Noor, Ayat 43 **أَلَا إِنَّ لِلَّهِ مَا فِي السَّمٰوٰتِ وَالْأَرْضِ ۗ قَدْ يَعْلَمُ مَا أَنْتُمْ عَلَيْهِ وَيَوْمَ**

يُرْجَعُونَ إِلَيْهِ فَيَنْبِتُهُمْ بِمَا عَمِلُوا ۗ وَاللَّهُ بِكُلِّ شَيْءٍ عَلِيمٌ ﴿٤٣﴾

Ketahuiilah! Sesungguhnya Allah jualah yang menguasai segala yang ada di langit dan di bumi. Sesungguhnya Ia mengetahui keadaan yang kamu berada padanya (wahai umat manusia); dan pada hari umat manusia itu kembali kepadaNya, maka Ia akan menerangkan kepada mereka segala yang mereka kerjakan, kerana sesungguhnya Allah Maha Mengetahui akan tiap tiap sesuatu.

Surah Al-Munafiquun, Ayat 11: **وَلَنْ يُؤَخِّرَ اللَّهُ نَفْسًا إِذَا جَاءَ أَجَلُهَا ۗ وَاللَّهُ خَبِيرٌ بِمَا تَعْمَلُونَ ﴿١١﴾**

Dan (ingatlah), Allah tidak sekali-kali akan melambatkan kematian seseorang (atau sesuatu yang bernyawa) apabila sampai ajalnya; dan Allah Amat Mendalam PengetahuanNya mengenai segala yang kamu kerjakan.

I have read, understand and have iman with above ayat:

Signature

Reflections on My Online T&L Approach

Pros

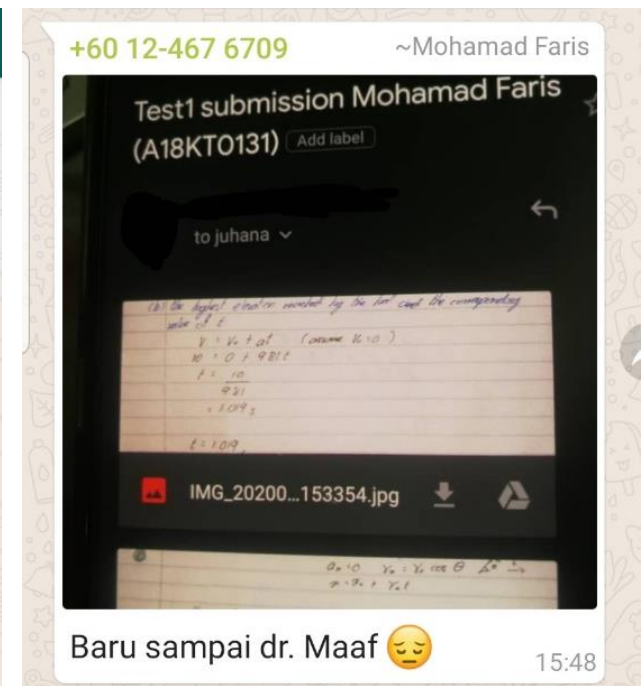
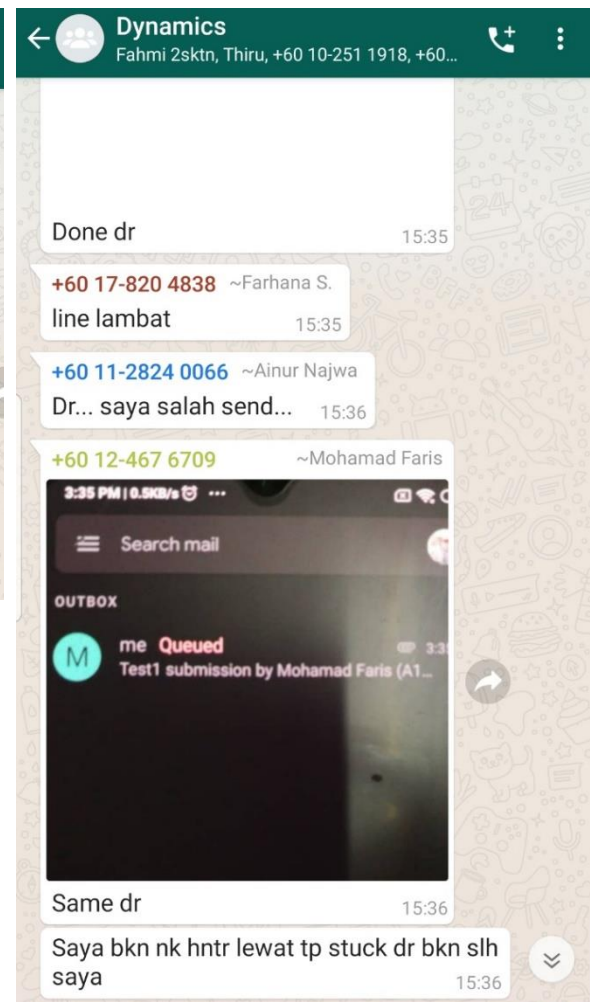
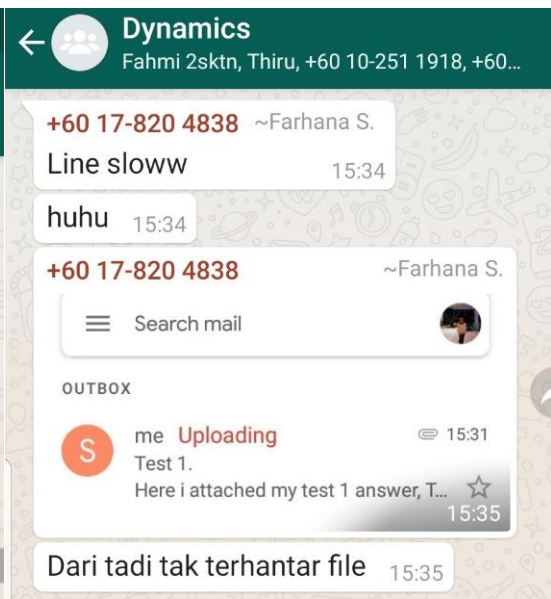
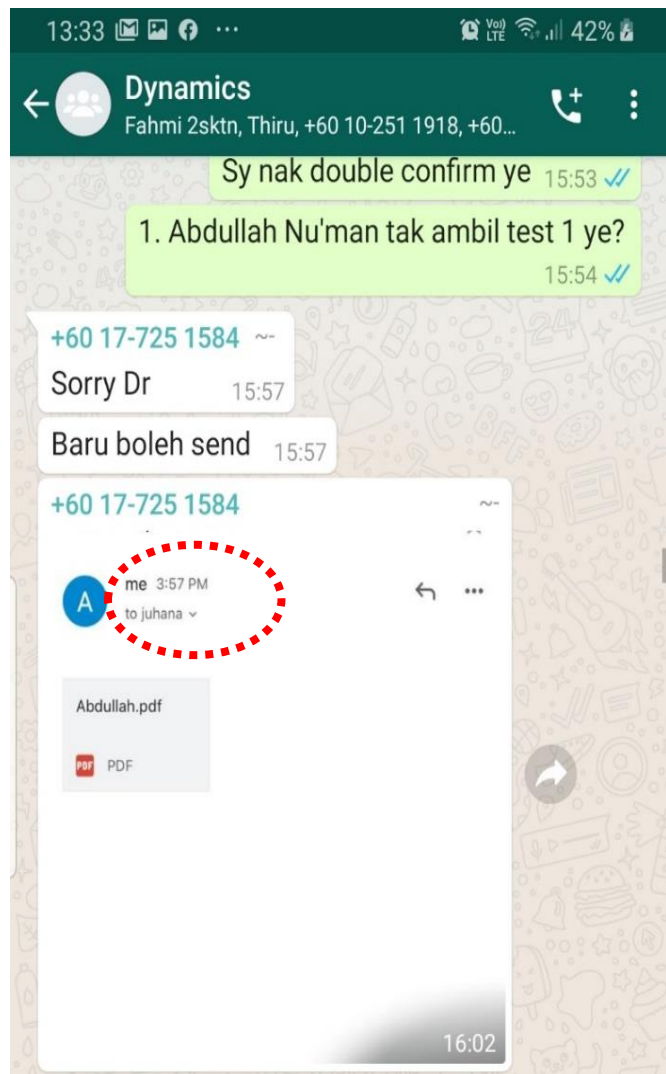
- Really works to each students even though with limited internet access
- The easiest and fastest way for ad-hoc situation

Cons

- Some students are looking forward to live/synchronous online T&L
- ~10% of students still delay to submit on-time

What I have to change?

- Combine synchronous and asynchronous methods using Webex (Students with unlimited internet access) and Slide with Audio Recorded (for students with limited internet access).
- Prolong the submission time from 5 min to 30 min.



Reflections on My Online T&L Approach

Pros

- Really works to each students even though with limited internet access
- The easiest and fastest way for ad-hoc situation

Cons

- Some students are looking forward to live/synchronous online T&L
- ~10% of students still delay to submit on-time

What I have to change?

- Combine synchronous and asynchronous methods using Webex (Students with unlimited internet access) and Slide with Audio Recorded (for students with limited internet access).
- Prolong the submission time from 5 min to 30 min.

Concluding Remarks

- Ask yourself what is your aim in doing online T&L? self satisfaction? Work demand? etc.
- Always put your student (stakeholder) as the main priority – student readiness
- Choose the most appropriate and approachable tools – students, yourself, courses you teach, etc.
- Alternative approaches that can be applied under limited conditions are including:
 - teaching via WhatsApp's voice recorder**
 - share teaching slide through e-learning, email, etc.,**
 - mail your teaching slide in hard copy to the students mailing address**



Thank you for your kind attention